



UV/VIS Spectrophotometer



ANALYTICA BIOTECH CORP.

5, Cloughgrove, Oughti Bridge P.C. Sheffield, S18 7LJ, United Kingdom.

Tele. : +44 114 2299397, Fax : +44 114 2299398

e-mail : info@analyticabiotech.co.uk, admin@analyticabiotech.co.uk

URL [http:// www.analyticabiotech.co.uk](http://www.analyticabiotech.co.uk)



UV-2600

Double Beam UV/VIS Spectrophotometer



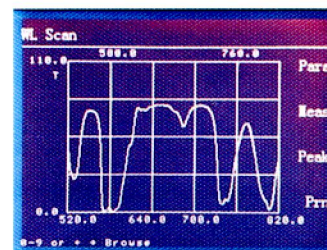

UV-2600 double beam UV/VIS spectrophotometer successfully realizes high accuracy and reliability measurement to meet various application requirements. It can be used extensively for qualitative and quantitative analysis in such fields as biochemical research and industry, pharmaceutical analysis and production, education, environmental protection, food industry, clinical examination, sanitation and antiepidemic etc..

FEATURES:

- ◆ Wide wavelength range, satisfying requirements of various fields.
- ◆ Four options for spectral bandwidth selection, 5nm, 4nm, 2nm and 1nm, made according to customer's need and satisfying the requirements of pharmacopoeia.
- ◆ Fully automated design, realizing easy measurement.
- ◆ Optimized optics and large scale integrated circuits design, light source and receiver from world famous manufacturer all add up to high performance and reliability.
- ◆ Rich measurement methods, wavelength scan, time scan, multi-wavelength determination, multi-order derivative determination, double-wavelength method and triple-wavelength method etc., meet different measurement requirements.
- ◆ Automatic 10mm 8-cell holder, changeable to automatic 5mm-50mm 4-position cell holder for more choices.
- ◆ Data output can be obtained via a printer port.
- ◆ Parameters and data can be saved in case of power failure for user's convenience.
- ◆ PC controlled measurement can be achieved via RS-232 interface (USB port) for more accurate and flexible requirements.

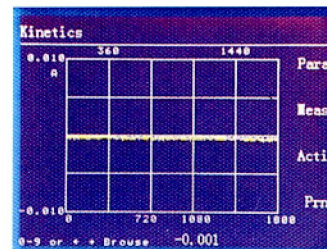
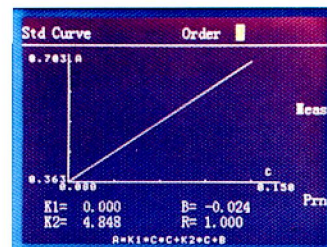
SPECIFICATIONS:

- ◆ Wavelength Range: 190-1100nm
- ◆ Spectral Bandwidth: 2nm (5nm, 4nm, 1nm optional)
- ◆ Wavelength Accuracy: $\pm 0.3\text{nm}$
- ◆ Wavelength Reproducibility: $\leq 0.15\text{nm}$
- ◆ Photometric System: Double beam, auto scan, dual detectors
- ◆ Photometric Accuracy: $\pm 0.3\%T$ (0~100%T), $\pm 0.002A$ (0~1A)
- ◆ Photometric Reproducibility: $\leq 0.15\%T$
- ◆ Working Mode: T, A, C, E
- ◆ Photometric Range: -0.3-3.5A
- ◆ Stray Light: $\leq 0.1\%T$ (NaI, 220nm, NaNO₂ 340nm)
- ◆ Baseline Flatness: $\pm 0.002A$
- ◆ Stability: $\leq 0.001A/h$ (at 500nm, after warming up)
- ◆ Noise: $\pm 0.001A$ (at 500nm, after warming up)
- ◆ Display: 6 inches high light blue LCD
- ◆ Detector: Silicon photo-diode
- ◆ Power: AC 220V/50Hz, 110V/60Hz, 180W
- ◆ Dimensions: 630x470x210mm
- ◆ Weight: 26kg



Photometric

Vial	T%	Abs
1	64.0	0.194
2	53.8	0.269
3	42.9	0.367
4	34.3	0.465
5	19.7	0.705



UV-1600

UV/VIS Spectrophotometer



FEATURES:

- ◆ Wide wavelength range, satisfying requirements of various fields.
- ◆ The split-beam ratio monitoring system provides accurate measurements and enhances baseline stability.
- ◆ Four options for spectral bandwidth selection, 5nm, 4nm, 2nm and 1nm, made according to customer's need and satisfying the requirements of pharmacopoeia.
- ◆ Fully automated design, realizing easy measurement.
- ◆ Optimized optics and large scale integrated circuits design, light source and receiver from world famous manufacturer, all add up to high performance and reliability.
- ◆ Rich measurement methods, wavelength scan, time scan, multi-wavelength determination, multi-order derivative determination, double-wavelength method and triple-wavelength method etc., meet different measurement requirements.
- ◆ Automatic 10mm 8-cell holder, changeable to automatic 5mm-50mm 4-position cell holder for more choices.
- ◆ Data output can be obtained via a printer port.
- ◆ Parameters and data can be saved in case of power failure for user's convenience.
- ◆ PC controlled measurement can be achieved via RS-232 interface (USB port) for more accurate and flexible requirements.

SPECIFICATIONS:

- ◆ Wavelength Range: 190-1100nm
- ◆ Spectral Bandwidth: 2nm (5nm, 4nm, 1nm optional)
- ◆ Wavelength Accuracy: $\pm 0.3\text{nm}$
- ◆ Wavelength Reproducibility: 0.15nm
- ◆ Photometric System: Split-beam ratio monitoring; Auto scan; Dual detectors
- ◆ Photometric Accuracy: $\pm 0.3\%T$ (0-100%T)
 $\pm 0.002A$ (0~0.5A)
 $\pm 0.004A$ (0.5A~1A)
- ◆ Photometric Reproducibility: 0.2%T
- ◆ Working Mode: T, A, C, E
- ◆ Photometric Range: -0.3-3A
- ◆ Stray Light: $\leq 0.1\%T$ (NaI, 220nm, NaNO₂ 340nm)
- ◆ Baseline Flatness: $\pm 0.002A$
- ◆ Stability: 0.001A/30min (at 500nm, after warming up)
- ◆ Noise: $\pm 0.001A$ (at 500nm, after warming up)
- ◆ Display: 6 inches high light blue LCD
- ◆ Detector: Silicon photodiode
- ◆ Power: AC: 220V/50Hz, 110V/60Hz, 180W
- ◆ Dimensions: 630×470×210mm
- ◆ Weight: 26kg

UV-1800

UV/VIS Spectrophotometer



FEATURES:

- ◆ Scan type, single beam spectrophotometer with wide wavelength range, satisfying requirements of various fields.
- ◆ Three options for spectral bandwidth selection: 5nm, 2nm and 1nm, made according to customer's need and satisfy the requirements of pharmacopoeia.
- ◆ Standard manual 4-cell holder accommodates cells from 5-50mm and changeable to long path length cell holder of 100mm.
- ◆ Optimized optics and electronics design, light source and detector from the world famous manufacturer ensure high performance and reliability.
- ◆ Rich measurement methods: wavelength scan, time scan, multi-wavelength determination, multi-order derivative determination, double-wavelength method and triple-wavelength method etc., meet different measurement requirements.
- ◆ Data output can be obtained via a printer port.
- ◆ Parameters and data can be saved in case of power failure for user's convenience.
- ◆ PC controlled measurement can be achieved via RS-232 interface (USB port) for more accurate and flexible requirements.

SPECIFICATIONS:

- ◆ Wavelength Range: 190-1100nm
- ◆ Spectral Bandwidth: 2nm (5nm, 1nm optional)
- ◆ Wavelength Accuracy: $\pm 0.5\text{nm}$
- ◆ Wavelength Reproducibility: 0.2nm
- ◆ Monochromator: Single beam, plane grating of 1200L/mm
- ◆ Photometric Accuracy: $\pm 0.5\%T$ (0~100%T)
 $\pm 0.002A$ (0~0.5A)
 $\pm 0.004A$ (0.5A~1A)
- ◆ Photometric Reproducibility: 0.2%T
- ◆ Working Mode: T, A (-0.3-3A), C, E
- ◆ Stray Light: $\leq 0.1\%T$ (NaI, 220nm;
NaNO₂, 340nm)
- ◆ Baseline Flatness: $\pm 0.002A$
- ◆ Stability: $\leq 0.002A/h$ (at 500nm,
after warming up)
- ◆ Noise: $\pm 0.001A$ (at 500nm,
after warming up)
- ◆ Detector: silicon photo-diode
- ◆ Display: 6 inches high light blue LCD
- ◆ Power: AC: 220V/50Hz, 110V/60Hz, 140W
- ◆ Dimensions: 530x410x210mm
- ◆ Weight: 18kg

VIS-723G Spectrophotometer



FEATURES:

- ◆ Single beam wavelength scanning in whole wavelength range of 320~1100nm.
- ◆ Three options for spectral bandwidth selection: 5nm, 2nm and 1nm, made according to customer's need and satisfy the requirements of pharmacopoeia.
- ◆ Standard manual 4-cell holder accommodates cells from 5-50mm and changeable to long path length cell holder of 100mm.
- ◆ Optimized optics and electronics design, light source and detector from the world famous manufacturer ensure high performance and reliability.
- ◆ Rich measurement methods: wavelength scan, time scan, multi-wavelength determination, multi-order derivative determination, double-wavelength method and triple-wavelength method etc., meet different measurement requirements.
- ◆ Data output can be obtained via a printer port.
- ◆ Parameters and data can be saved in case of power failure for user's convenience.
- ◆ PC controlled measurement can be achieved via RS-232 interface (USB port) for more accurate and flexible requirements.

SPECIFICATIONS:

- ◆ Wavelength Range: 320-1100nm
- ◆ Spectral Bandwidth: 2nm (5nm, 1nm optional)
- ◆ Wavelength Accuracy: ± 0.5 nm
- ◆ Wavelength Reproducibility: 0.2nm
- ◆ Monochromator: Single beam, plane grating of 1200L/mm
- ◆ Photometric Accuracy: $\pm 0.5\%$ T (0-100%T)
 ± 0.002 A (0~0.5A)
 ± 0.004 A (0.5A~1A)
- ◆ Photometric Reproducibility: 0.2%T
- ◆ Photometric Range: -0.3~3A
- ◆ Working Mode: T, A, C, E
- ◆ Stray Light: $\leq 0.1\%$ T (NaNO₂, 360nm)
- ◆ Baseline Flatness: ± 0.002 A
- ◆ Stability: ≤ 0.001 A/h (at 500nm, after warming up)
- ◆ Light Source: Tungsten halogen lamp
- ◆ Detector: Silicon photodiode
- ◆ Display: 6 inches high light blue LCD
- ◆ Power: AC: 220V/50Hz,
110V/60Hz, 140W
- ◆ Dimensions: 530x410x210mm
- ◆ Weight: 18kg



VIS-7220G/UV-9200

Spectrophotometer

FEATURES:


- ◆ Microprocessor control, 16X2 LCD display;
- ◆ Auto zero and auto 100%T adjustment provided;
- ◆ Calibration curve can be set up by either measuring or entering up to 10 standards or entering K and B factors directly via the keyboard;
- ◆ Parameters can be saved for later use; Up to 10 calibration curves can be stored and edited for user's convenience;
- ◆ Standard manual 4-cell holder accommodates cells from 5-50mm and changeable to long path length cell holder of 100mm.
- ◆ Data can be printed out via a printer port;
- ◆ PC control measurement can be achieved via a USB port for more accurate and flexible requirements;



Model	VIS-7220G	UV-9200
Wavelength	320~1100nm	190~1100nm
Wavelength accuracy	±2.0nm	
Wavelength reproducibility	1nm	
Monochromator	Single-beam, C-T type, grating 1200L/mm	
Photometric accuracy	±0.5%T	
Photometric reproducibility	0.3%T	
Stray light	0.1%T(NaNO ₂ at 340nm)	0.1%T (NaI at 220nm, NaNO ₂ at 340nm)
Spectral bandwidth	2nm (1, 4, 5nm optional)	
0%T stability	0.2%T(30min)	
100%T stability	0.001A/30min (at 500nm, after warming up)	
Operation mode	T, A, C, E	
Photometric range	-0.3~3A	
Display	16X2 LCD	
Detector	Silicon Photodiode	
Light source	Tungsten halogen lamp	Tungsten halogen lamp, D2 lamp
Power requirement	110~240V,50/60HZ	
Power consumption	100W	120W
Dimensions	530×410×210mm	
Net weight	15kg	16kg

UV-2100

Double Beam UV/VIS Spectrophotometer



FEATURES:

- ◆ Double beam, fully automated scanning system
- ◆ PC control, rich analytical software.
- ◆ Wavelength Scan:
Scanning sample spectra in any range within 190-900nm.
Three scanning speed: Fast, Middle and Slow selectable, with Min. sampling interval of 0.04nm.
Data processing function of derivative spectra and smoothing, peak picking, spectrum expansion and superposition and other arithmetic calculation.
- ◆ Fixed wavelength measurement:
10 wavelengths can be set at the same time.
Arithmetic calculation between wavelengths can be done.
- ◆ Quantitation:
Standard factor method, standard contrast method;
2-wavelength method, and 3-wavelength method etc.
- ◆ Kinetic measurement:
Wavelengths and sampling interval selectable, activity calculation available.

SPECIFICATIONS

- ◆ Wavelength Range: 190-900nm
- ◆ Spectral Bandwidth: 0.1, 0.2, 0.5, 1.0, 2.0nm
- ◆ Wavelength Accuracy: $\pm 0.3\text{nm}$ (0.15nm if required)
- ◆ Wavelength Reproducibility: 0.15nm
- ◆ Photometric Accuracy: $\pm 0.3\%T$ (0-100%T), $\pm 0.002A$ (0-0.5A), $\pm 0.004A$ (0.5-1A)
- ◆ Photometric Reproducibility: 0.15%T
- ◆ Working Mode: T, A (-3~4A), C, E
- ◆ Stray Light: $\leq 0.05\%T$ (NaI, at 220nm)
- ◆ Baseline Flatness: $\pm 0.001A$
- ◆ Stability: 0.0004A/h (at 500nm, after warming up)
- ◆ Detector: photomultiplier
- ◆ Light source: tungsten halogen lamp and deuterium lamp
- ◆ Power: AC: 220V/50Hz, 400W
- ◆ Dimensions: 670x470x210mm
- ◆ Weight: 45kg

ANALYTICA BIOTECH CORP.

5, Cloughgrove, Oughti Bridge P.C. Sheffield, S18 7JG, United Kingdom.

Tele. : +44 114 2299397, Fax : +44 114 2299398

e-mail : info@analyticabiotech.co.uk, admin@analyticabiotech.co.uk

URL [http:// www.analyticabiotech.co.uk](http://www.analyticabiotech.co.uk)